

FISHER & PAYKEL

PRELIMINARY SPECIFICATION GUIDE

COMBI: GAS + INDUCTION COOKTOP SMARTZONE



OVERVIEW

With multiple induction zones and a powerful gas wok burner, this stylish cooktop combines the best of gas and induction cooking in one smart appliance. This dual fuel cooktop has precise heat adjustment from very high to very low heats. Touch&Slide controls react immediately, while the two induction zones can be combined into one large SmartZone, perfect for larger pots and pans. Easy to clean — simply remove the trivets and wipe down the glass after each use. With a minimal, black glass finish these cooktops are designed to fit seamlessly into any kitchen.

MODELS

Gas + Induction Cooktop, 90cm, 1 Burner, 4 Zones with SmartZone

CGI905DNGTB4 FP AA
CGI905DLPTB4 FP AA
JZT CGI905DNGTB4 FP CN

Gas + Induction Cooktop, 60cm, 1 Burner, 2 Zones with SmartZone

CGI603DNGTB4 FP AA
CGI603DLPTB4 FP AA
JZT CGI603DNGTB4 FP CN

SERIES & STYLE

Series 9
Minimal

FEATURES

- ① Dual fuel cooktop with induction zones and a gas wok burner
- ② Black detailing and minimal styling to suit any kitchen design
- ③ Large cooking area with the flexibility to pair zones with SmartZone
- ④ Immediate heat response and extremely accurate temperature control
- ⑤ Induction cooktop only heats up with cookware on it
- ⑥ Flame-failure safety device turns the gas off if the flame goes out
- ⑦ Easy to use Touch&Slide controls, and a highly responsive dial
- ⑧ Removable cast-iron trivets and ceramic glass that can be wiped down for easy cleaning
- ⑨ Installed raised or flush with the countertop

ACCESSORIES

- ① Wok stand
- ② Small pan support

FISHER & PAYKEL

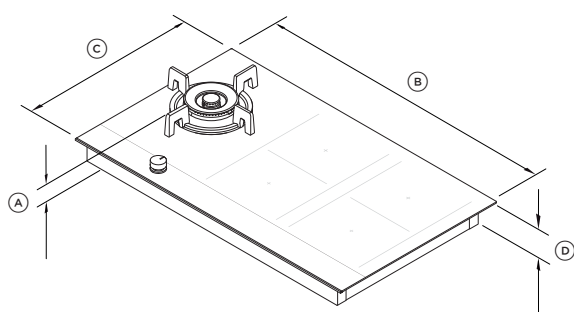
PRELIMINARY SPECIFICATION GUIDE

COMBI: GAS + INDUCTION COOKTOP, 90CM SMARTZONE

PRODUCT SPECIFICATIONS

Model No.	CGI905DNGTB4 FP AA CGI905DLPTB4 FP AA JZT CGI905DNGTB4 FP CN
Dimensions	H 124mm W 899mm D 530mm
Weight	14kg
Electrical supply	220 - 240VAC, 50Hz
Gas electrical	
Max Current draw	0.055 A
Connection	Power cord with plug
Induction electrical	
Max Current draw	32 A
Connection	Terminal block
Gas - Natural	
Supply	1.00 kPa (NZ & AU), 2.00 kPa (CN)
Inlet	13mm Elbow BSP external thread
Gas - LPG	
Supply	2.75 kPa (NZ & AU)
Inlet	13mm Elbow BSP external thread

PRODUCT DIMENSIONS

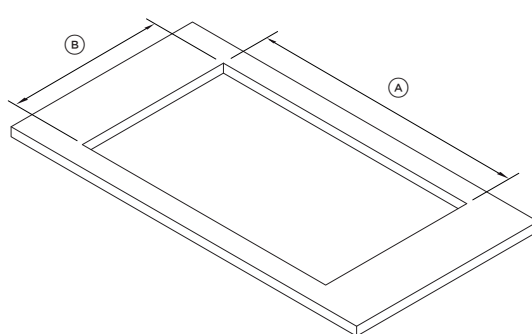


ISO VIEW

	mm
(A) Overall height*	124
(B) Overall width	899
(C) Overall depth	530
(D) Height of chassis	60

* including tallest trivet

CUTOUT DIMENSIONS: STANDARD INSTALLATION



ISO VIEW

	mm
(A) Overall width of cutout	870
(B) Overall depth of cutout	490

FISHER & PAYKEL

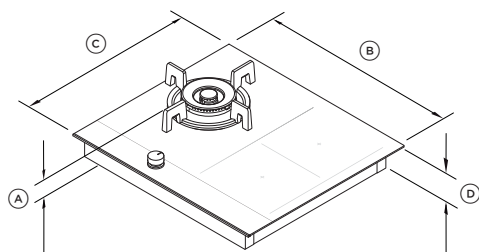
PRELIMINARY SPECIFICATION GUIDE

COMBI: GAS + INDUCTION COOKTOP, 60CM SMARTZONE

PRODUCT SPECIFICATIONS

Model No.	CGI603DNGTB4 FP AA CGI603DLPTB4 FP AA JZT CGI603DNGTB4 FP CN
Dimensions	H 124mm W 599mm D 530mm
Weight	10kg
Electrical supply	220 - 240VAC, 50Hz
Gas electrical	
Max Current draw	0.055 A
Connection	Power cord with plug
Induction electrical	
Max Current draw	16 A
Connection	Flex cord
Gas - Natural	
Supply	1.00 kPa (NZ & AU), 2.00 kPa (CN)
Inlet	13mm Elbow BSP external thread
Gas - LPG	
Supply	2.75 kPa (NZ & AU)
Inlet	13mm Elbow BSP external thread

PRODUCT DIMENSIONS

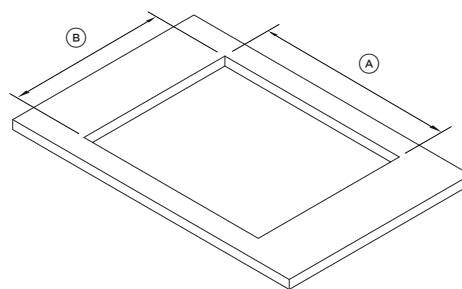


ISO VIEW

	mm
(A) Overall height*	124
(B) Overall width	599
(C) Overall depth	530
(D) Height of chassis	60

* including tallest trivet

CUTOUT DIMENSIONS: STANDARD INSTALLATION



ISO VIEW

	mm
(A) Overall width of cutout	560
(B) Overall depth of cutout	490